

Radford University PA Program Mission

The mission of the Radford University Physician Assistant Program is to graduate ethical, competent, and compassionate PAs who are well versed in the art and science of medicine and

Radford University PA Program Goals

Goal 1. Recruit and enroll students from diverse backgrounds who demonstrate academic excellence and a commitment to the healthcare profession.

Our program will recruit students from diverse backgrounds (gender, race, ethnicity, state and geographic origin, reported HRSA indicators, and veteran/military

status) who demonstrate academic excellence and a commitment to the healthcare profession. From these students, we will help to

increase diversity of our program and the PA profession (male gender, non-white race

and ethnicity, rural origin, college student, and veteran/military

status). Our program will help to increase diversity of our program and the PA profession (male gender, non-white race and ethnicity, rural origin, college student, and veteran/military

status). Our program will help to increase diversity of our program and the PA profession (male gender, non-white race and ethnicity, rural origin, college student, and veteran/military

status). Our program will help to increase diversity of our program and the PA profession (male gender, non-white race and ethnicity, rural origin, college student, and veteran/military

status). Our program will help to increase diversity of our program and the PA profession (male gender, non-white race and ethnicity, rural origin, college student, and veteran/military

status). Our program will help to increase diversity of our program and the PA profession (male gender, non-white race and ethnicity, rural origin, college student, and veteran/military

status). Our program will help to increase diversity of our program and the PA profession (male gender, non-white race and ethnicity, rural origin, college student, and veteran/military

status). Our program will help to increase diversity of our program and the PA profession (male gender, non-white race and ethnicity, rural origin, college student, and veteran/military

status). Our program will help to increase diversity of our program and the PA profession (male gender, non-white race and ethnicity, rural origin, college student, and veteran/military

status). Our program will help to increase diversity of our program and the PA profession (male gender, non-white race and ethnicity, rural origin, college student, and veteran/military

status). Our program will help to increase diversity of our program and the PA profession (male gender, non-white race and ethnicity, rural origin, college student, and veteran/military

status). Our program will help to increase diversity of our program and the PA profession (male gender, non-white race and ethnicity, rural origin, college student, and veteran/military

status). Our program will help to increase diversity of our program and the PA profession (male gender, non-white race and ethnicity, rural origin, college student, and veteran/military

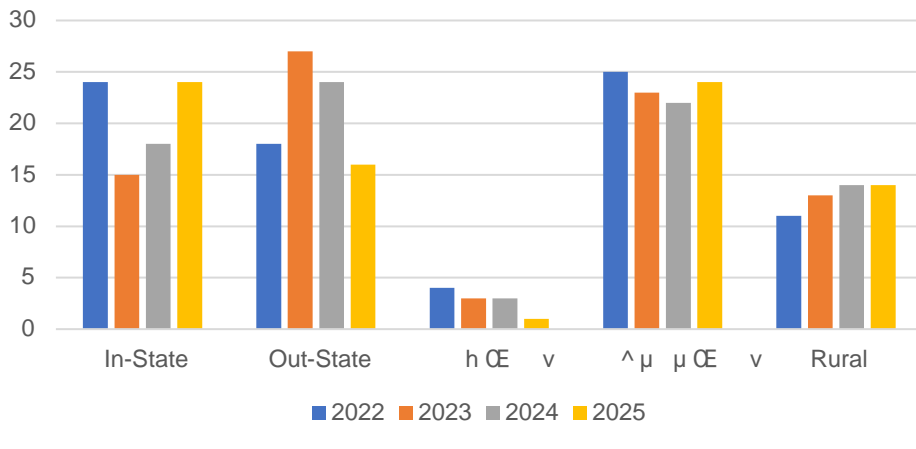
status). Our program will help to increase diversity of our program and the PA profession (male gender, non-white race and ethnicity, rural origin, college student, and veteran/military


status). Our program will help to increase diversity of our program and the PA profession (male gender, non-white race and ethnicity, rural origin, college student, and veteran/military

status). Our program will help to increase diversity of our program and the PA profession (male gender, non-white race and ethnicity, rural origin, college student, and veteran/military

- Diversity of Cohorts

State and Geographic Origin (42 students per cohort)





- À OE P OE %}OE š % Ÿ v š OE Z }µOE i i %Z)OE OE }Z X OE š Z~ v Z u u]v]uµu OE <µ]OE u v š (}OE }v•] OE Ÿ}v (}OE v-OE} OE u Ÿ w š š]• ñ i OE Æ% OE] v X

Cohort	Average Clinical Hours	Goal Met
2022	2278	Yes
2023	2389	Yes
2024	1891	Yes
2025	3046	Yes
2026		



Goal2. *Provide a positive, inclusive, and equitable learning environment that fosters the retention and success of a diverse student population.*

dZ]• P} o]• À oμ š μ•]šZ <μCE•Ÿμvš (CEμ)CE À Ç v vešSurvey u]v]•š CE }u%o š Ç •šμ v šems(CE)wšÇX• μCE À Ç• CE]v] š o)ÁX

% v u] X o•}U šZ OE Á • OE •%v• OE š } (low •• šZ v ñì9
OE š]vP• %OE}À] Ç šZ îîî }Z}OEš] v}š šOE v }μš v š

- The PA Program faculty evaluated this item for goal measurement and revised the Administrative

2023	42	2	5%	95%	Yes
2024	42	1	2%	pending	pending
2025	42	0	0%	pending	

u]v]uμu P OE (}OE %d•Z]vPv]z w iOE X (}OE P} o Z] À u v š]• íì9 }
 OE]À]vP P OE }(ô ñ9 ~ <μ š • š} iXi• }OE šš OE X

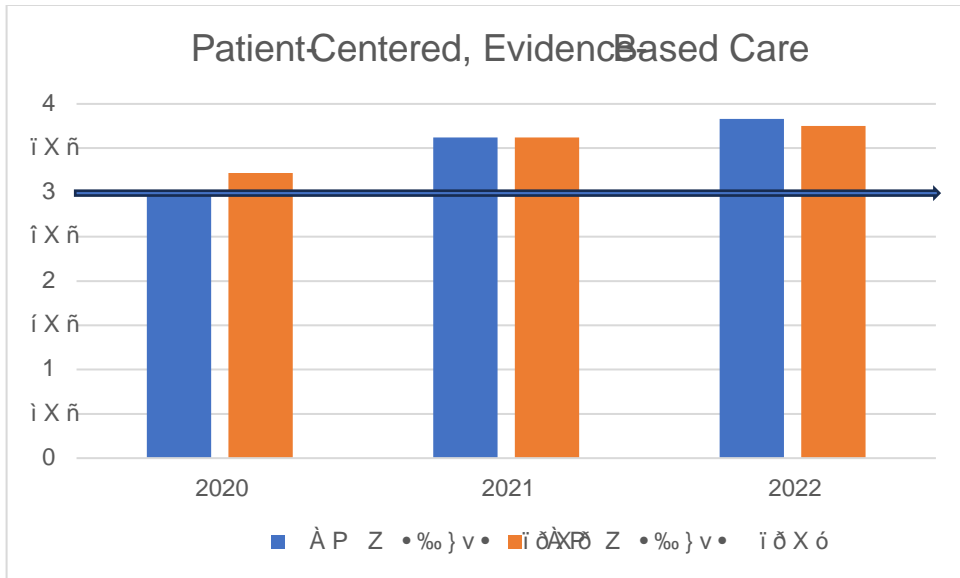
- Master's Capstone Poster with a passing grade of at least 85%

Cohort	Poster >85% (%)	Goal Met
2020	100	Yes
2021	100	Yes
2022	100	Yes
2023	100	Yes

- 'OE μ š ^μOEÀ Ç Yμ •š}}v• ÁqœZ v Zu OEI }(iX

The 'OE μ š ^μOEÀ Ç]š u• Á OE μ% š šÁ v šZ îîî v îîî
 š} šš OE o]Pv Á]š ZGoalZX }dZ v]š }u(šZ š}ÁOE]v] š • iðXð v
 iðXó Á OE u]v]•š OE š} šZ îXí dZ íîîšÁ}Z}šOEš• Á OE OE u}À
 from the assessment and Z À OE %o Á]šZ šZ]š u•]v]hesš • μ% š
 items are included in šZ 'OE μ š ^μOEÀ Ç]• u]v š Ç OfZ ofZ (}OE h
 /v•š]šμš}}v o ((š]À v ••X dZ • <μ •š}}v•l•šoišt Lukevš • OE v•
 • o ~ v Zu OEI iXiî•X

- o iðXTThe P-2 (ha175>4 <011E>3.1 <0176019A0190>16 <00037011E>7 <011E018C>1
 /€V Té&* P š !@ ... 0



Cohort Grad Year	Avg Response 34.4 (2020-2022)/Avg Response 34.4 updated (2023)	Avg Response 37. (2020-2022)/Avg Response 34.7 updated (2023)	n
2020	3 X i i	ĩ X í í	17/18
2021	ĩ X ò í	ĩ X ò í	34
2022	ĩ X ô ĩ	ĩ X ó ñ	40
2023	ĩ X ó	ĩ X ñ ó	23

- d Z % œ } P œ u u š š Z v Z per Cohort } œ Z item